

# FileScan 3125c

## Multi-function Scanner

Document, Business Card and Plastic Card Support  
Ultrasonic Sensor, ADF and Function Buttons Equipped



OCR engine powered by **ABBYY**<sup>®</sup>  
DocWizard Standard Bundled

CCD

Ultra  
Sonic

Duplex

25 PPM  
50 IPM  
Color

25 PPM  
50 IPM  
B&W

Warm  
up  
Free

600  
dpi

100  
Pages  
(ADF)

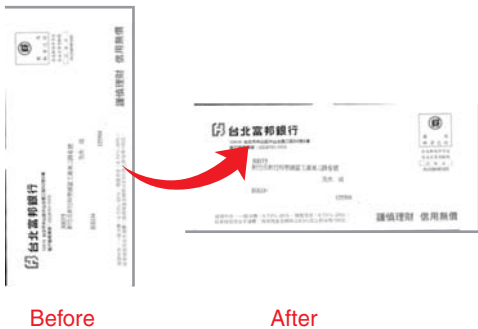
Function  
Buttons

Plastic  
Cards

# Scanwizard DI


Invented and owned by Microtek, ScanWizard DI has several handy functions for users to choose. Refer to the followings for the details.

## Auto Document Rotation




The Auto Document Rotation function enables the scanner to rotate each saved image into a readable direction automatically based on specified OCR language. Users do not need to rotate the document manually when scanning, saving time and energy.

## Remove Punch Hole




Some businessmen do not like scanned images, such as invoices or tickets, with numerous punch holes. The exquisite Remove Punch Hole function provided by the ScanWizard DI can handle and release these concerns easily.

## Auto-crop and Auto-deskew



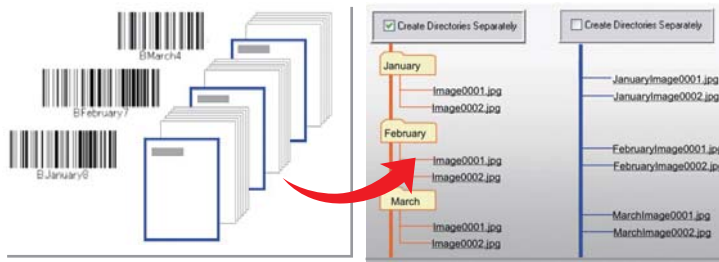
In order to save people's vigor, the Auto-crop and Auto-deskew function enables Microtek's scanners automatically detect the size of the image and then crop the frame to fit the image. At the same time, they can also remove the unwanted black borders.

## Color Dropout



In most cases, users are pursuing clearer and more accurate appearance for scanned materials. Therefore, the color dropout function can help users to remove red, green and blue colors from the original documents and hence able to improve the readability of them.

## Barcode Separator



Before

After

The Barcode Separator function can recognize the barcode number on an invoice or a receipt and then lets the scanned image saved in a file or directory using the barcode number. It helps office and factory users to save time on categorizing piles of invoices or receipts.

## Remove Blank Page



Before

After

The Remove Blank Page function can remove the blank pages, helping users to avoid examining a pile of documents manually after the scanning is done. Therefore, users can scan documents in more comfortable and satisfactory ways, no matter how massive of documents are.

## Descreen

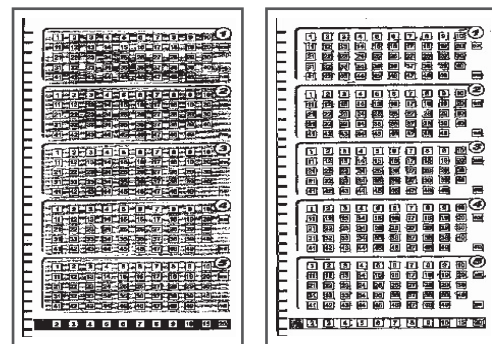


Before

After

The Descreen function can eliminate the moiré patterns when you scan a screened original, such as pictures from the newspapers or magazines. Hence, users can get pristine and clear scanned images.

## Smart Threshold



Before

After

The Smart Threshold function enables Microtek's scanners to define the best level of a threshold used in high-contrast and black-and-white images automatically, improving the clearance and readability of black-and-white documents.


## Advanced Ultrasonic Detecting Technology

Equipped ultrasonic sensor, the FileScan 3125c is able to detect the thickness between overlapping pages and then to stop continuous feeding of multiple pages, efficiently preventing the happens of mis-feed or double-feed when delivering papers through the ADF.

## Superb Ability to Handle Documents in Versatile Materials

FileScan 3125c lets users easily digitize credit cards, business cards, bank statements, legal documents, insurance papers, and medical records in just seconds.

### Documents, checks, or cards workflow



The fast and easy to turn documents, checks or cards into electronic files.



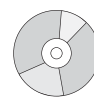
Load them, press Scan and walk away...



Save files or send to an application...



Archive or distribute your electronic files.



Storage Media



Internet / Intranet



Email



**Easy-to-access buttons to select predefined scanning functions, clearly and neatly displayed in a LCD screen**

### Perfect for Tight Spaces

The small footprint and versatile tray design of the FileScan 3125c makes it ideal for using on desktops and countertops or anywhere there are tight spaces. The three-way design allows scanners to be used with the built-in eject tray closed, opened, or half-opened with stopper to suit your workspace.



#### Tray closed

Documents are ejected directly onto the desktop.



#### Tray fully opened

Documents are ejected and stocked tidily in the tray.

### Specifications

Scanner Type	Sheetfed scanner with built-in Automatic Document Feeder
Image Sensor	CCD
Scanning Mode	Duplex
Resolution	600 dpi
Scanning Speed	25ppm / 50ipm
Scanning Area	Minimum: 2.91" x 2.04" / 74 x 52 mm Maximum: 8.5" x 35" / 216 mm x 889 mm
Dimensions (L x W x H)	8.19" x 11.77" x 7.76" / 208 x 299 x 197 mm
Weight	8.8 lbs. / 4 kg
Environment	Operating Temperature: 59°F to 95°F / 15°C to 35°C Relative Humidity: 30% to 85%

### System Requirements

- CD-ROM drive (for installing software)
- Color monitor with 24-bit color capability
- 512 MB RAM (1GB recommended)
- PC and compatibles
  - Pentium IV PC or later with USB port
  - Windows 7 / 8 / 10

### Included Software

- ScanWizard DI
- DocWizard
- Microtek ScanWizard DI
- ABBYY FineReader Sprint OCR
- Microtek DocWizard
- Adobe Acrobat Reader

*For more information about this product, please contact your local Microtek sales or dealers.*

*For more details on product, please contact your local Microtek sales or dealers.*

### MICROTEK INTERNATIONAL, INC.

No.6, Industry East Road 3, Hsinchu Science Park, Hsinchu 30075, Taiwan  
Tel: +886-3-577-2155 Fax: +886-3-577-2598 [www.microtek.com](http://www.microtek.com)

© 2021 Microtek. Microtek, ScanMaker, ArtixScan and ScanWizard are trademarks or registered trademarks of Microtek International, Inc. All other brands, product names and logos herein are trademarks or registered trademarks of their respective holders. Specifications, software bundles and accessories are subject to change without notice. Delivery of technical support services subject to change without notice. Not responsible for typographical errors. © 2012 Shutterstock Publishing. 20210131

**MICROTEK**  
SCAN THE WORLD